


Navigate to

<https://bacards.powerschool.com>

Click on Parent Sign In

 PowerSchool

Student and Parent Sign In

[Sign In](#) [Create Account](#)

Parent Sign In

Parents - Click the button to sign in. You will be redirected to the Parent sign in page.

[Parent Sign In](#)

Student Sign In

Students - Click the button to sign in. You will be redirected to the Student sign in page.

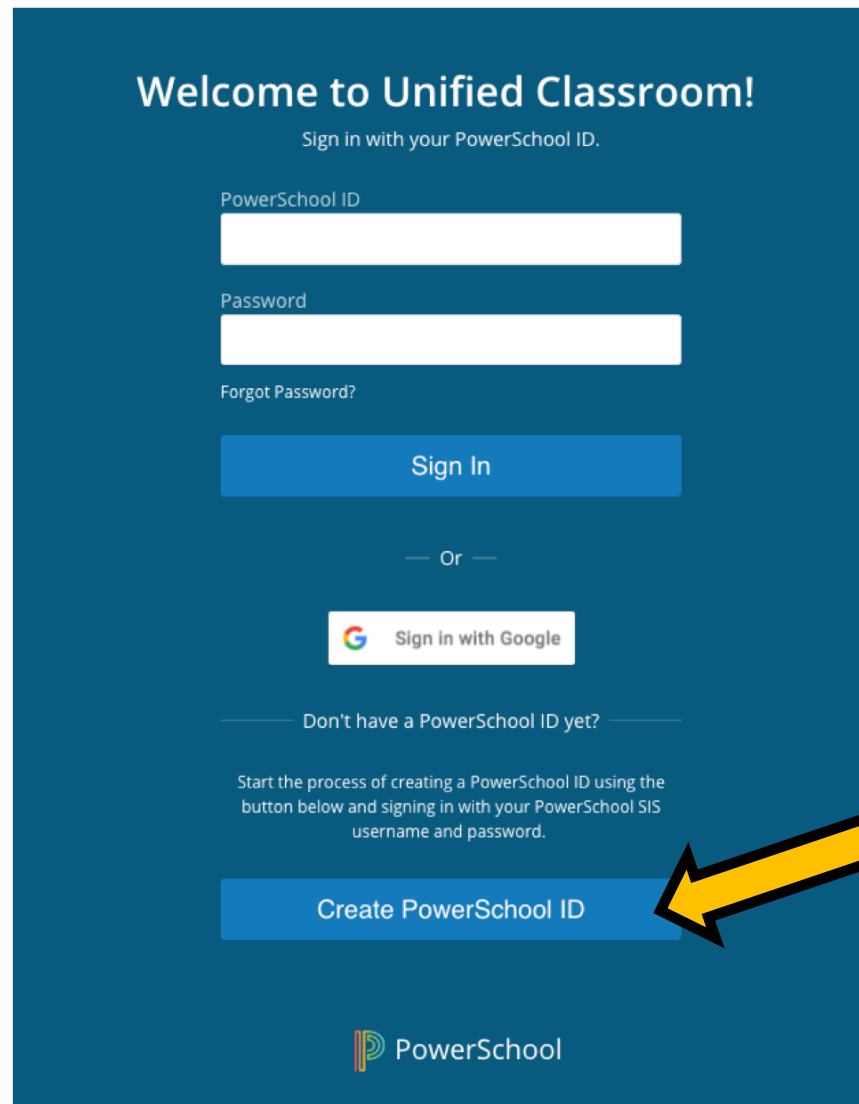
[Student Sign In](#)

Welcome to Bethlehem Academy's PowerSchool Portal.

You will be re-directed to the Unified Classroom log-in page.

Click on Create PowerSchool ID.

(Depending on your viewing screen, you may need to scroll down to see the Create PowerSchool ID button)



Welcome to Unified Classroom!

Sign in with your PowerSchool ID.


PowerSchool ID

Password

[Forgot Password?](#)

[Sign In](#)


— Or —

 [Sign in with Google](#)

————— Don't have a PowerSchool ID yet? —————

Start the process of creating a PowerSchool ID using the button below and signing in with your PowerSchool SIS username and password.

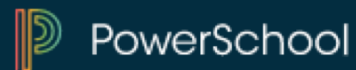
[Create PowerSchool ID](#)

 PowerSchool

A large yellow arrow with a black outline points from the right side of the image towards the 'Create PowerSchool ID' button.

Enter your existing
username and
password.

Then, click on Next



PowerSchool ID Creation

Step 1: Enter your current sign in information

Select Language

English

Username

Password

Next

— Or —

I have a PowerSchool ID

Welcome to Bethlehem Academy's PowerSchool Portal.

You will next see the
Welcome to the Unified
Classroom page.

Click on Continue.

Welcome to the Unified Classroom!

We need you to create a new PowerSchool ID.

On the next page, you'll enter a new username to be your
PowerSchool ID along with a new password.

Your PowerSchool ID will be used to access Unified Classroom.

Continue



Enter your email address and your desired password (it can be the same password that you used earlier).

These will be your credentials for the Unified Classroom.

After typing your password for a 2nd time, click on Create PowerSchool ID.

Set Up Your New PowerSchool ID

Unified Classroom uses a new global PowerSchool ID. Please enter a new username and password.

Email Required

New Password Required

[SHOW](#)


Retype Password Required

[SHOW](#)

Create PowerSchool ID

— Or —

Want to use your Google account?

 Sign in with Google

You will get a confirmation
for the new account.

Click on Continue to the
Unified Classroom Sign In

That was easy! You're all set.

✔ Your new PowerSchool ID is ready.

Here's how to get into Unified Classroom next time.

PowerSchool ID:

[REDACTED]

Sign In URL:

<https://classroom.powerschool.com/>

Continue to Unified Classroom Sign In



Enter your new Unified Classroom account credentials that you just created.

Your PowerSchool ID is the email address you submitted.

Enter your password.

Click on Sign In.

Welcome to Unified Classroom!

Sign in with your PowerSchool ID.

PowerSchool ID

Password

[Forgot Password?](#)

Sign In

— Or —




Sign in with Google

————— Don't have a PowerSchool ID yet? —————


Start the process of creating a PowerSchool ID by starting in your PowerSchool SIS.


Contact your administrator if you need the address of your PowerSchool SIS.


Once logged in, you will land on the Dashboard page. Children on your account will show across the top.



Unified Classroom


Dashboard

 Communication

 Class Pages

 Progress

 Calendar


 Quick Links


Calendar

<

Tuesday, February 20, 2018

>



Events	Assignments	Personal Reminder	+
<div> No events</div>	<div>Vocabulary list 9</div> <div>1(R) English 10: Speech</div>		

View More >

Class Overview

1(R)	English 10: Speech	A- 98.4%	251 / 255	▼
1(W)	Geography	A 94.2%	130 / 138	▼
2(R)	Spanish 2 (S2)	A- 91.3%	452 / 495	▼
2(W)	Chemistry (S2)	A- 91.4%	-- / --	▼
3(R)	Study Hall	--	-- / --	▼
3(W)	Christian Morality (S2)	A- 90.4%	123 / 136	▼

Upcoming Assignment

Category	Name
Classw...	Vocabu
1(R) En...	

Recent Assignment

Category	Name
Partici...	Particip
2(R) Sp...	Sem 2
Partici...	Weekly I
D(R-W)...	2/15)
Time ...	Time Ma
C(R-W)...	
Test	Periodic
2(W) C...	
Classw...	Week #:
A(R-W)...	

Activity Feed

To sign out, click on your name on the bottom left. Then, click Sign Out.

